

Plaster Rail - Rendered Ceiling Mounted

- Raw Aluminium.
- This extrusion is fitted to the perimeter of a space prior to the installation of the ceiling board. The extrusion butts to rendered walls.
- The extrusion is aluminium with strong weight capacity once set into existing joists
- The plasterboard is set over the rail with no protrusions. The rail comes in 2.5 meter lengths and is attached directly to ceiling joists or ferring channels in fixed or suspended ceilings
- T-anchor hangers can be inserted anywhere along the track.

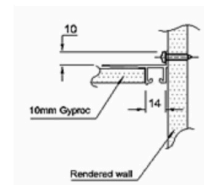
Side Profile



Bottom Profile



Track is hidden from view, creating a shadow line effect



[Product Sheet](#)

[Shop Now](#)

[Questions?](#)


FOLLOW THESE SIMPLE STEPS TO GET STARTED - it's quick and easy

1 Select your
Rail

2 Select your
Hanger

3 Select your
Hooks



STEP 1. Top Rail

	Code	Description	Length	
	LDCR25	Plaster rail - ceiling	2.5m	ORDER ONLINE




STEP 2. Hangers

T hangers

T hangers are available in stainless steel cable and nylon. They can then be fitted anywhere along the track.

	Code	Description	Length	Use Hook	
	T-Bar-S	Stainless steel cable	2m	HL, LSSSH	ORDER ONLINE
	T-Bar-N	Nylon cable (max weight 7kg)	2m	LNZ	ORDER ONLINE

STEP 3. Adjustable Hooks

	Code	Description	
	HL	Self-locking hook with Internal Clutch for steel hanger 10kg.	ORDER ONLINE
	LSSSH	Super security hook with internal clutch (max weight 15kg with steel hanger)	ORDER ONLINE
	LNZ	Heavy duty nylon self locking zipper (max weight 7kg with nylon hanger or max 10kg with steel hanger)	ORDER ONLINE