



## Plaster Rail Ceiling Mounted

- Raw Aluminium.
- This extrusion is fitted to the perimeter of a space prior to the installation of the Drywall. After setting, it creates both shadowline and a hanging system.
- The extrusion is aluminium with strong weight capacity once set into existing joists
- The plasterboard is set over the rail with no protrusions. The rail comes in 2.5 meter lengths and is attached directly to ceiling joists or ferring channels in fixed or suspended ceilings
- T-anchor hangers can be inserted anywhere along the track.

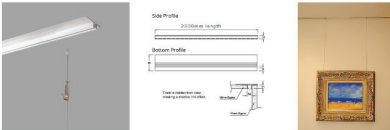
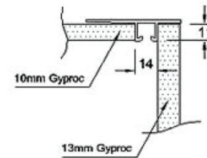
### Side Profile



### Bottom Profile



Track is hidden from view, creating a shadow line effect



[Product Sheet](#)

[Shop Now](#)

[Questions?](#)

## FOLLOW THESE SIMPLE STEPS TO GET STARTED - it's quick and easy

# 1

Select your  
**Rail**

# 2

Select your  
**Hanger**

# 3

Select your  
**Hooks**

### STEP 1. Top Rail





Code	Description	Length	
LDC25	Plaster rail rendered - ceiling	2.5m	<b>ORDER ONLINE</b>




## STEP 2. Hangers

### T hangers

T hangers are available in stainless steel cable and nylon. They can then be fitted anywhere along the track.

	Code	Description	Length	Use Hook	
	T-Bar-S	Stainless steel cable	2m	HL, LSSSH	<a href="#">ORDER ONLINE</a>
	T-Bar-N	Nylon cable	2m	LNZ	<a href="#">ORDER ONLINE</a>

## STEP 3. Adjustable Hooks

	Code	Description	
	HL	Self-locking hook with internal clutch (max weight 10kg with nylon hanger or max 15kg with steel hanger)	<a href="#">ORDER ONLINE</a>
	LSSSH	Super security hook with internal clutch (max weight 20kg with steel hanger)	<a href="#">ORDER ONLINE</a>
	LNZ	Heavy duty nylon self locking zipper (max weight 10kg with nylon hanger or max 15kg with steel hanger)	<a href="#">ORDER ONLINE</a>